

Annual Examinations for Secondary Schools 2014

FORM 2

TEXTILES STUDIES

MARKING SCHEME

- 1a. i. Treadle                      ii. Electronic                      iii. Computerised

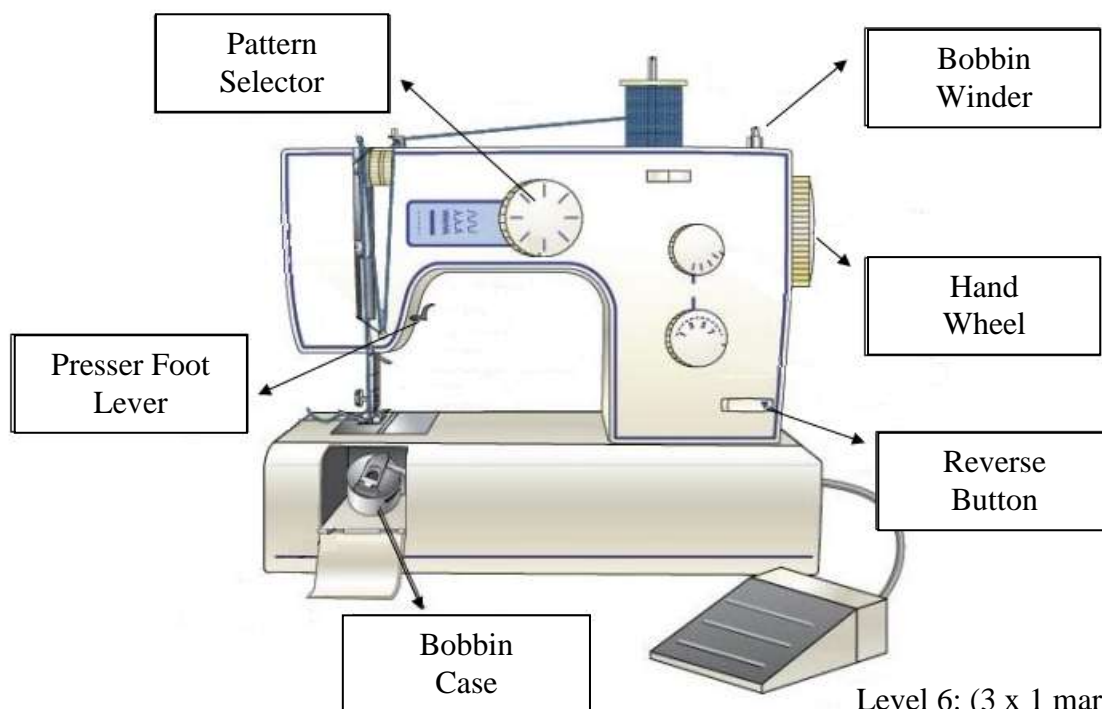
Level 7: (3 x ½ mark = 1 ½ marks)

- b. Model i does not work with electricity whereas Model iii works with electricity.  
Model i does basic stitches whereas Model iii can do more elaborated stitches.

*Give credit to other valid reasons.*

Level 8: (2 x 1 mark = 2 marks)

- c. Accept three parts of the sewing machine.



Level 6: (3 x 1 mark = 3 marks)

- d. Students choose **two** of the parts labelled and explain their function.

**Bobbin Winder** – To wind the bobbin.

**Pattern Selector** – A control to select the pattern you want.

**Presser Foot Lever** – A lever to lower or raise the presser foot.

**Bobbin Case** – An empty metal case to place the bobbin.

**Reverse Button** – A button that allows the needle to work backward over the previous stitches.

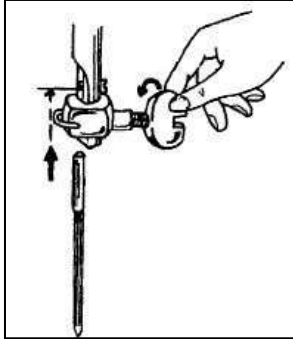
**Hand Wheel** – This is a wheel that is turned by hand to move the needle up and down and take stitches at a slow, controlled pace.

Level 7: (2 x 1 mark = 2 marks)

e. if you are sewing over pins.

Level 5: (½ mark)

f.



- i. loosen the needle clamp,
- ii. remove the broken needle,
- iii. insert the machine needle with its point facing down,
- iv. tighten the clamp as much as possible.

Level 8: (4 x ½ mark = 2 marks)

2. a.

- i. cutting out shears
- ii. needle
- iii. tailor's chalk

Level 7: (3 x ½ mark = 1 ½ marks)

b.

	Sewing Tool		Use
1	Thimble	2	To transfer pattern markings.
2	Tracing wheel	4	To take measurements.
3	Seam ripper/Unpicker	1	To protect your finger.
4	Measuring tape	5	To mark pattern markings on fabric.
5	Tailor's markers	3	To rip open seams.

Level 7: (5 x ½ mark = 2 ½ marks)

3. a. Any three of:

- **Iron** – to iron out wrinkles from fabric.
- **Ironing board** – to iron garments on it.
- **Sleeve Roll** – to press seams and curves that are in a tube are without creasing another area of the garment.
- **Ironing/Ham Cushion** – helps when pressing difficult shapes such as shoulders.
- **Press Cloth** – it is essential to prevent scorching the fabric when applying more heat than you would during ironing.

Level 7: (3 x 1 mark = 3 marks)

b. Ironing is what you do after the garment is washed after it has already been worn. When you iron, you use a sliding motion to get all the wrinkles out.

Pressing is what you do before the garment is finished. When pressing you place the iron where you want to press and hold for a few seconds using minimum pressure. Level 8: (2 marks)

4a. Students must sketch and colour in a beach bag in the space provided. Give credit for creativity, size and shape of bag.

Level 7: Design (1 mark)

Level 5: Colour (2 marks)

b. Cotton Level 5: (1 mark)

c. *Any one of:*

- Strong and durable.
- It is versatile.
- It performs well.
- It can easily be printed on.
- It is easy to care for, easy to wash.

*Give credit to any valid answer.*

Level 7: (2 marks)

d. *Any two of:*

- Make sure it is large enough to put in beach towels.
- Make sure that it can be easily washed from sand or other dirt.
- Make sure it has sturdy handles as wet towels tend to be heavy in weight.

*Give credit to any valid answer.*

Level 7: (2 x 1 mark = 2 marks)

e. *Any one of:*

i. Zips / Buttons / Magnetic Clasps

*Give credit to any valid answer.*

Level 6: (1 mark)

ii. The fastener chosen closes securely.

Level 7: (1 mark)

f. Students must draw and label two embroidery stitches to make the design more appealing.

Level 7: (2 x 1 mark = 2 marks)

5. 1. do not bleach      2. drip dry      3. machine wash at 40°C


4. tumble dry      5. iron at low heat      6. do not dry clean

Level 7: (6 x ½ mark = 3 marks)

6a. i. Pure New Wool / 100% wool Level 7: (1 mark)

ii. Because woolen garments need careful attention during washing. A change in temperature, whether hot or cold, can cause the garment to shrink or felt. Level 8: (1 mark)

iii.



Level 5: (½ mark)

iv. i. Warm    ii. Resilient    iii. Absorbent    iv. Does not burn easily  
Level 7: (4 x 1 mark = 4 marks)

v. *Any two of:*  
i. Blanket    ii. Gloves    iii. Sweater    iv. Coats    v. Carpets  
*Give credit to any valid answer.* Level 5: (2 x ½ mark = 1 mark)

b. i. flax    ii. cool    iii. absorbs    iv. tea towels  
Level 6: (4 x 1 mark = 4 marks)

7a. i. **Properties:** 1. Warm    2. Water Proof    Level 7: (2 x 1 mark = 2 marks)

**Reasons:**

**Warm** – To keep Sabrina’s body warm.

**Water Proof** – Snow acts like water and therefore the jacket needs to keep Sabrina dry.

*Give credit to any valid answer.* Level 7: (2 x 2 marks = 4 marks)

ii. a hot air balloon

**Properties:** 1. Fire Resistant    2. Water Proof or Hard Wearing  
Level 7: (2 x 1 mark = 2 marks)

**Reasons:**

**Fire Resistant** – The hot air balloon rises with the use of heat created from open flames; thus it should resist fire.

**Water Proof** – The balloon needs to be impermeable to provide shelter for the passengers and to rise high.

**Hard Wearing** – The balloon encounters different weathers and thus it has to be strong.

*Give credit to any valid answer.* Level 7: (2 x 2 marks = 4 marks)

8a. On Model 1, students design and colour in a swimming suit which can be worn to the beach on the template provided. Swimming suit can consist of a one piece or two piece suit.

Level 7: (2 marks for drawing)  
(1 mark for colouring)

b. On Model 2, students design and colour an outfit which can be used to cover up the swimsuit when going to the beach.

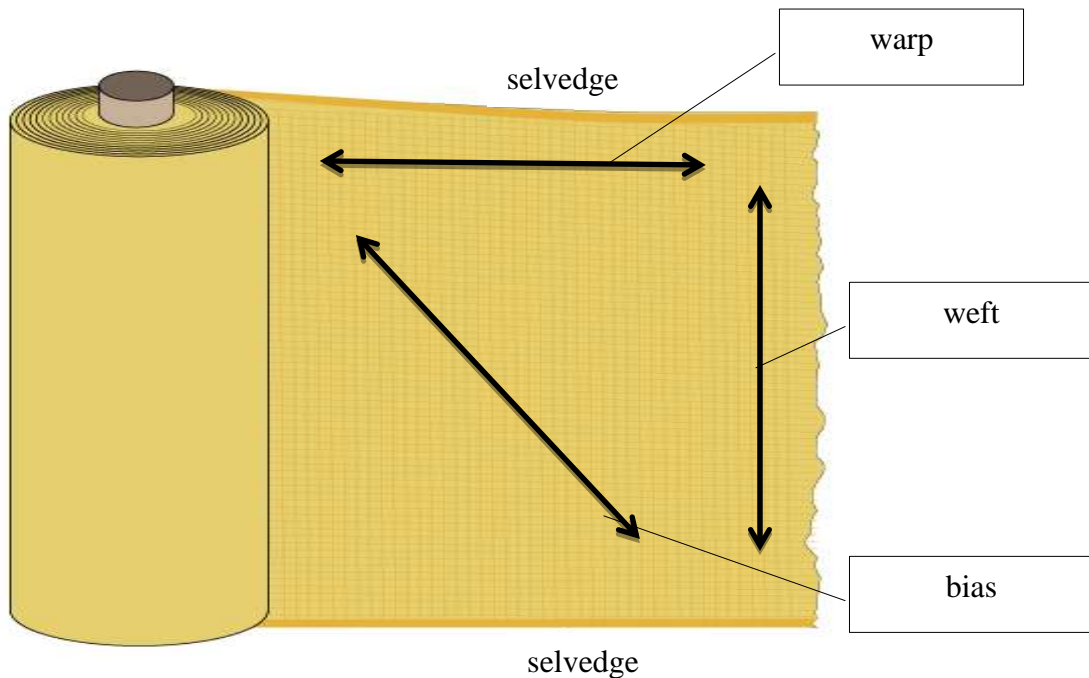
Level 7: (2 marks for drawing)  
(1 mark for colouring)

c. Students design suitable shoes (example: sandals and flip flops) to be worn with the outfits.  
Level 6: (2 marks)

d. Students draw and label one head accessory (example: hat or cap) which can be worn during the hot summer months.  
Level 6: (2 marks)

- e. A mood board helps the designer to visualize the design concepts and ideas prior to starting a new collection. It is a collection of images that help explore the desired overall look and feel of a collection or designs. Level 8: (2 marks)

9a.



Level 6: (3 x 1 mark = 3 marks)

- b. i. plain weave      ii. twill weave      iii. satin weave

Level 7: (3 x 1 mark = 3 marks)

10a. Weft Knitting

Level 7: (1 mark)

- b. i. **Hand**      ii. **loops**      **right**      iii. **unravels**      **stretchy**

Level 7: (5 x ½ mark = 2½ marks)

11a. Non-Woven Fabrics

Level 7: (1 mark)

- b. Felting      Bonding

Level 7: (2 x 1 mark = 2 marks)

- c. i. Crochet      ii. Knitting

Level 7: (2 x 1 mark = 2 marks)

12a.

- Staple different types of sandpaper to a wooden block.
- Lay the fabric over the wood and fix with a stapler.
- Rub the fabric with different types of sandpaper.
- Repeat the process on different types of fabric.

Level 7: (1 x 4 marks = 4 marks)

b. It is important that each sample of fabric is rubbed the same number of times in order to ensure accuracy. Level 8: (1 mark)

c. It is important to test fabrics so that you get to know that particular fabric's properties and assess whether it is good for your garment or project's needs.

*Give credit to any valid answer.*

Level 7: (2 marks)

13a. *Any three of:*

- The budget available.
- The amount of guarantee the shop offers.
- The type of washing machine to choose.
- The space available taking into consideration where the washing machine is to be placed.
- Special functions the washing machine has e.g. incorporated tumble dry.
- Capacity e.g. 5 kg or 7 kg.
- The after sale service the company offers.
- Value for money.

*Give credit to any valid answer.*

Level 7: (3 x 1 mark = 3 marks)

b i. *Any three of:*

- Stop using the item.
- Find the receipt.
- Return to the shop where the item was purchased.
- Ask to speak to the manager or someone in charge.
- Politely explain your problem, giving all the facts and showing the receipt.
- If necessary, seek advice from the Consumer Department.

Level 7: (3 x 1 mark = 3 marks)

ii. Consumer Rights: *Any one of:*

- The right to satisfaction of basic needs
- The right to safety
- The right to choose
- The right to be informed
- The right to be heard
- The right to redress / The right to have problems corrected
- The right to consumer education
- The right to a healthy environment

Level 7: (1 mark)

Consumer Obligations: *Any one of:*

- Always get several estimates for any purchase or service contract. Shop around before you decide.
- Never sign a contract without reading it first.
- Always keep your receipts, guarantee, contract, etc.
- Always check the product at the shop before buying it or when it is delivered to your home.

Level 7: (1 mark)