

**END OF PRIMARY BENCHMARK**

**2015**

**MATHEMATICS**

**WRITTEN PAPER**

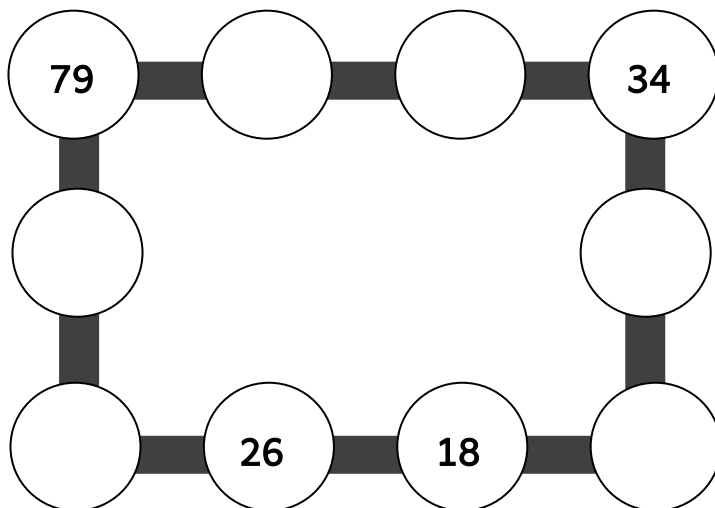
**80 marks**

**1 hour 30 minutes**

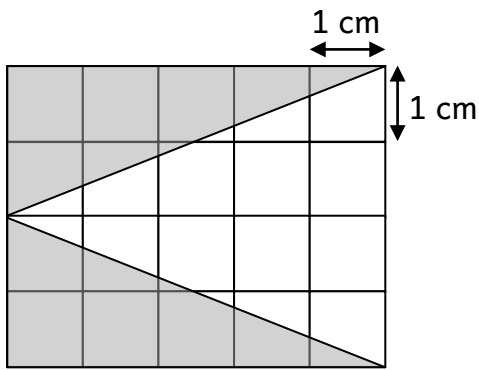
1. Work out.

<p>a. <math>435 + \underline{\hspace{2cm}} = 1000</math></p> <p style="text-align: right;"><input type="text"/></p>	<p>b. <math>412 - 231 = \underline{\hspace{2cm}}</math></p> <p style="text-align: right;"><input type="text"/></p>
<p>c. <math>14 \times 20 = \underline{\hspace{2cm}}</math></p> <p style="text-align: right;"><input type="text"/></p>	<p>d. <math>336 \div 24 = \underline{\hspace{2cm}}</math></p> <p style="text-align: right;"><input type="text"/></p>

2. Write numbers in each circle to make each line add up to **150**.




3. Look at the shape below.  
Work out the **area** of the **shaded part**.



You can show  
your working  
here.

\_\_\_\_\_ cm<sup>2</sup>

4. There are **108 people** on a plane.  
**Half** are men.  
**A quarter** are women.  
**The rest** are children.



How many children are on the plane?

You can show  
your working  
here.

\_\_\_\_\_ children

5. Keith finds these coins in his money box.

Coin	2c	5c	20c	€1
Number of Coins	10	4	8	5

a. Work out the total amount of money that Keith has.

You can show your working here.



€ \_\_\_\_ . \_\_\_\_

b. Keith wants to buy a book that costs €10.50.


How much more money does he need to save?

You can show your working here.

€ \_\_\_\_ . \_\_\_\_

6. The table below shows the plants sold by 3 children during a fair.

Name	Number of plants sold
Petra	42
Amanda	31
Isaac	38



a. Work out the **average number of plants sold**.

You can show  
your working  
here.

\_\_\_\_\_ plants

b. Their teacher sold another **57 plants** during this fair.

How many plants did they sell **in all**?

You can show  
your working  
here.

\_\_\_\_\_ plants

7. Look at the cards below.

Choose the correct cards to complete the table.

**Note:** There are some extra cards.

<del><math>\frac{1}{4}</math></del>	<del>0.04</del>	50%	$\frac{3}{4}$	<del>0.5</del>	$\frac{1}{5}$
$\frac{4}{100}$	25%	0.25	4%	<del>20%</del>	0.2
0.75	0.4	<del>75%</del>	$\frac{1}{2}$	30%	1.4

	decimal numbers		fractions		percentages
a.	0.5	=	<input type="text"/>	=	<input type="text"/>
b.	<input type="text"/>	=	<input type="text"/>	=	20%
c.	<input type="text"/>	=	<input type="text"/>	=	75%
d.	<input type="text"/>	=	$\frac{1}{4}$	=	<input type="text"/>
e.	0.04	=	<input type="text"/>	=	<input type="text"/>

8. Look at the recipe below which makes **10 muffins**.

Anton, Mary and Lisa make muffins using this recipe.



**Chocolate Muffins Recipe**  
200 g flour  
180 g butter  
150 g sugar  
2 eggs  
2 tablespoons chocolate powder

a. Anton makes **25 chocolate muffins**.

How many kilograms of flour does he use?

You can show  
your working  
here.

\_\_\_\_\_ kilograms

b. How many muffins does Mary make with **7 eggs**?

You can show  
your working  
here.

\_\_\_\_\_ muffins

c. Lisa uses **75 grams of sugar**.

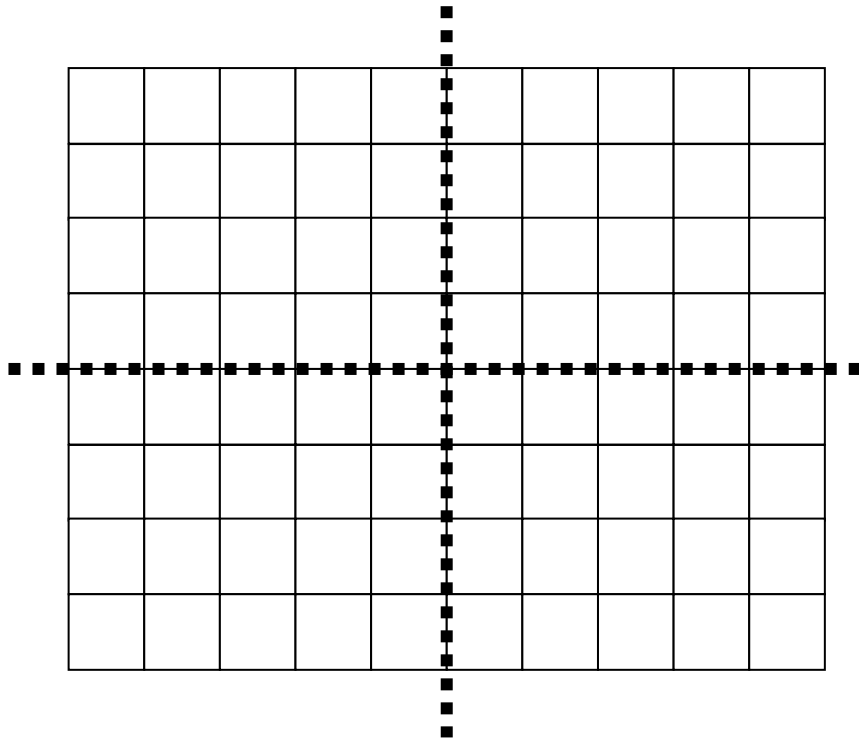
How much **butter** does she use?

Give your answer in **grams**.

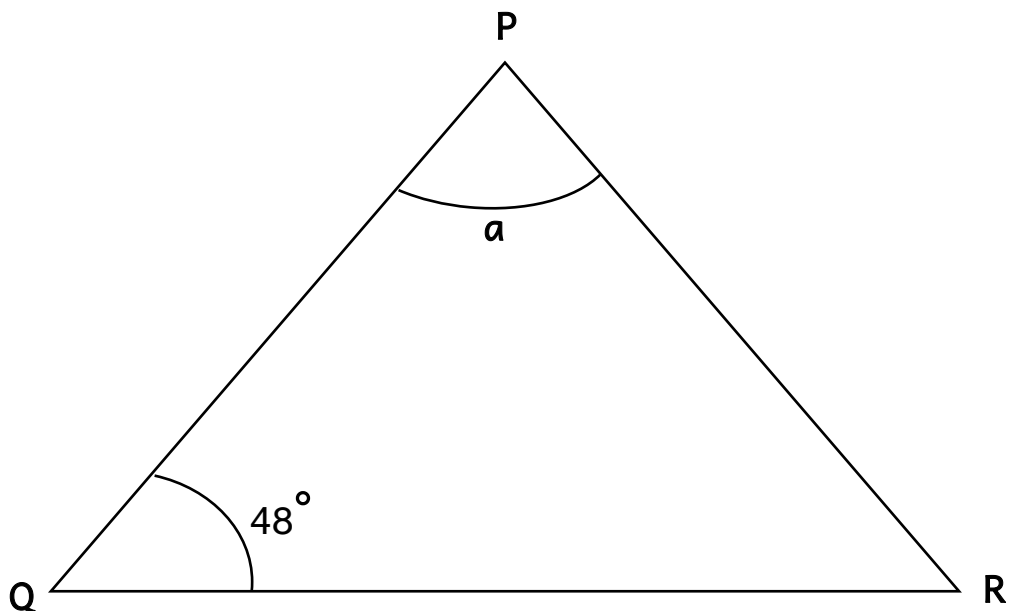
You can show  
your working  
here.

\_\_\_\_\_ grams

- 9a. On the grid below, use a ruler to draw a shape that has a vertical line of symmetry and a horizontal line of symmetry.



- b. The triangle below is an isosceles triangle.  
Side PQ and side PR are of the same length.  
Work out the size of angle a.



_____ °
---------



10. The following is the amount of water 4 children drink in one day.

BOYS		GIRLS	
TOM	BRIAN	SILVIA	LORNA
150 <i>ml</i>	1.05 <i>l</i>	1 <i>l</i>	$\frac{3}{4}$ <i>l</i>



a. Who drinks the **largest amount** of water?

b. Lorna wants to drink as much as Silvia.  
How much more does Lorna need to drink?

Give your answer in *ml*.

You can show your working here.

*ml*

c. How much water do the boys drink in total?

Give your answer in *ml*.

You can show your working here.

*ml*

d. Brian says that the boys drink more water than the girls.

i. Is he right? Tick (✓) the correct answer.

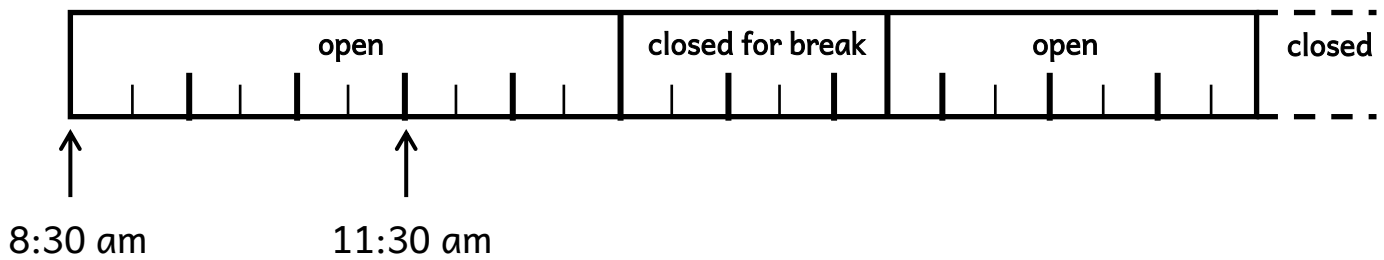
Yes

No

ii. Give a reason for your answer.

---

11. The timeline below shows the daily opening hours of a shop.



a. At what time does the shop close for break?

b. How long does the shop stay open during the day?  
Give your answer in hours and minutes.

You can show your working here.

\_\_\_\_\_ hours \_\_\_\_\_ minutes

c. Underline the correct answer.

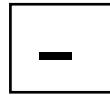


The shop closes at ( quarter to seven, quarter past seven, half past seven ) in the evening.

d. How long does the shop stay open from Monday to Friday?  
Give your answer in hours and minutes.

You can show your working here.

\_\_\_\_\_ hours \_\_\_\_\_ minutes

12. Fill in the boxes below with these cards.



**Note:** Each card can be used more than once.

a.  $245 \square 512 = 757$

b.  $4 \text{ kg } \square 2 \text{ kg } 525 \text{ g} = 1 \text{ kg } 475 \text{ g}$

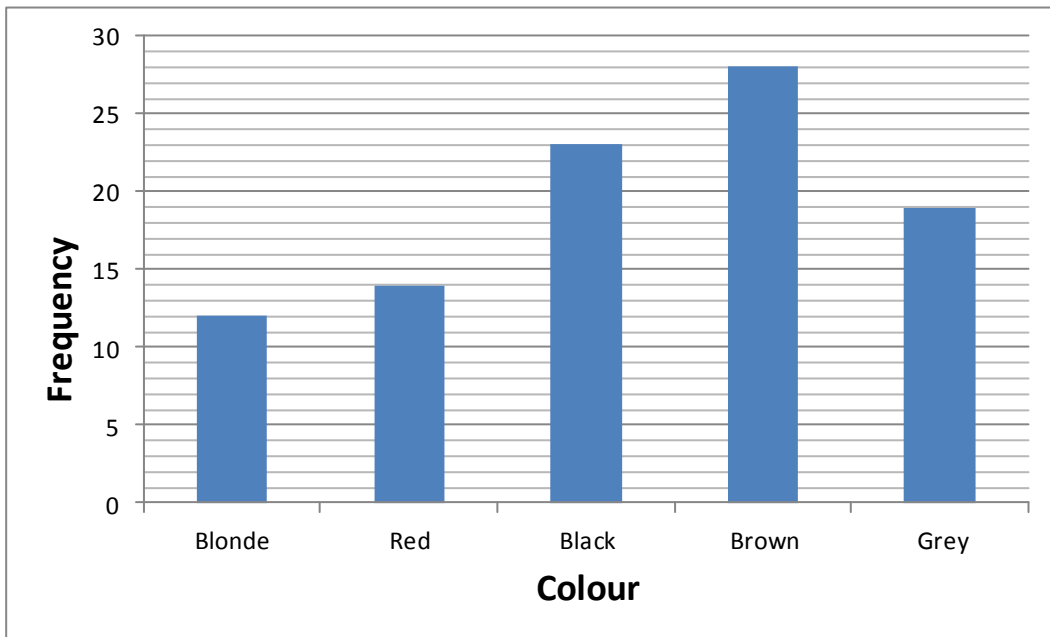
c.  $2.5 \text{ litres } \square 450 \text{ ml} = 2.05 \text{ litres}$

d.  $2.05 \square 5 = 0.41$

e.  $0.2 \square 5 = 1$

You can show  
your working  
here.

13. The bar chart below shows the hair colour of a group of women who take part in a survey.



a. Which is the **most common** hair colour?

b. How many women have **red hair**?

 women

c. How many women, in **total**, take part in the survey?

You can show your working here.

women

d. For taking part in the survey, each woman receives a hairband.

Each hairband costs **50cent**.

What is the **total cost** of the hairbands?

You can show your working here.

€

14. There is **500 g** of coffee in a container.

A shopkeeper then pours **5 bags of coffee**, each weighing **1.7 kg** into the container.



a. What is the **new weight** of the coffee in the container?

Give your answer in **grams**.

You can show  
your working  
here.

	_____ grams
--	-------------

b. He then packs the coffee into packets.

i. Each packet contains **250 grams**.

How many **packets** does he pack?

You can show  
your working  
here.

	_____ packets
--	---------------

ii. The shopkeeper sells **each packet** at **€3**.

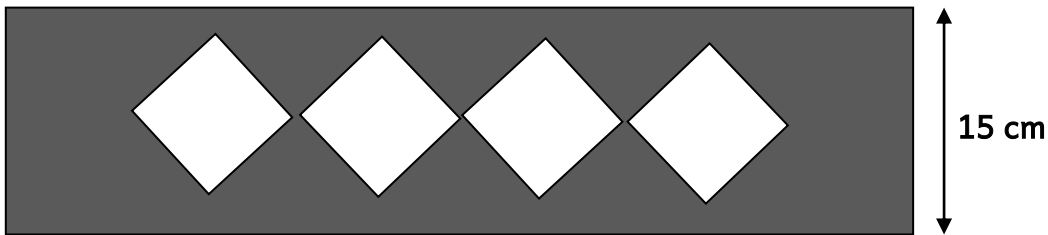
How much does the shopkeeper **get after selling all the packets**?

You can show  
your working  
here.

	€ _____ . _____
--	-----------------

15. The diagram below is made up of a rectangle and four equal squares.

The breadth of the rectangle is  $\frac{1}{4}$  that of its length.



a. Work out the length of the rectangle.

You can show your working here.

\_\_\_\_\_ cm

b. Work out the perimeter of the rectangle.

You can show your working here.

\_\_\_\_\_ cm

c. The total area of the four squares is  $144 \text{ cm}^2$ .  
What is the length of each side of the squares?

You can show your working here.


\_\_\_\_\_ cm

16. Jade has a pack of cards numbered 1 to 20.

- Jade chooses **five different number cards**.
- **Two of the five numbers are square numbers**.
- **Two of the five numbers are multiples of seven**.
- **Four out of the five numbers are even**.
- **The sum of the five numbers is less than 45**.

Which 5 number cards does Jade choose?

You can show  
your working  
here.



**END OF PAPER**

**Marks Scheme**

<b>Mental Paper</b>	Nos.	1 - 20	20 × 1 mark	=	20 marks
<b>Written Paper</b>	Nos.	1 - 4	4 × 4 marks	=	16 marks
		5 - 12	8 × 5 marks	=	40 marks
		13 - 16	4 × 6 marks	=	24 marks
		<b>TOTAL</b>			<u><b>100 marks</b></u>